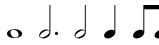



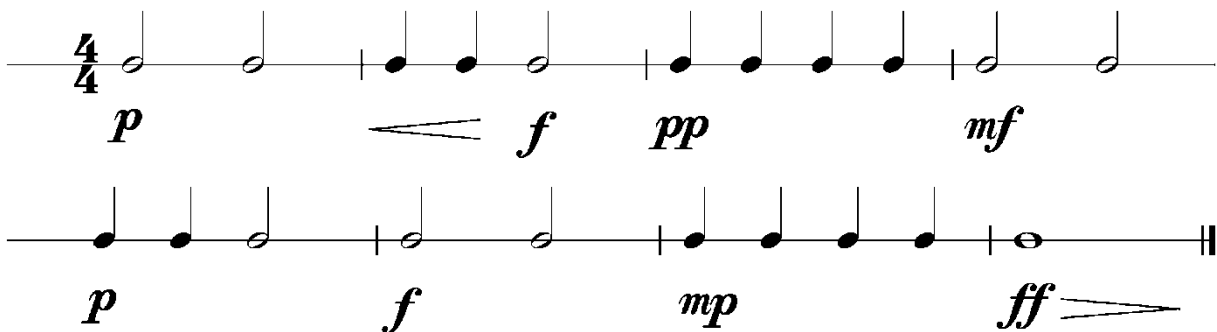
Anforderungen:

- 2 selbstgewählte Spielstücke: 1 schnelles, 1 langsames Spielstück solistisch oder im Ensemble mit anderen Prüflingen / KollegInnen und 1 Stück aus der Literaturliste in Absprache mit der Lehrperson (max. 12Pkt)
- 3 Tonleitertrainings ab Vorlage (max. 6Pkt)
- Rhythmus klatschen mit  inkl. Pausen (max. 2Pkt)
- 1 Lied ab Blatt spielen mit  (max. 2Pkt)
- Dynamikspiel *ff f mf mp p pp cresc. decresc.* (max. 2Pkt)

Dauer des gesamten Vorspiels ca. 10 Minuten

Nimm dieses Blatt zum Diplomvorspiel mit!


Dies ist ein Beispiel eines Dynamikchecks. Am Vorspieltag erhältst du einen ähnlichen Check (spielen, klatschen oder sprechen).



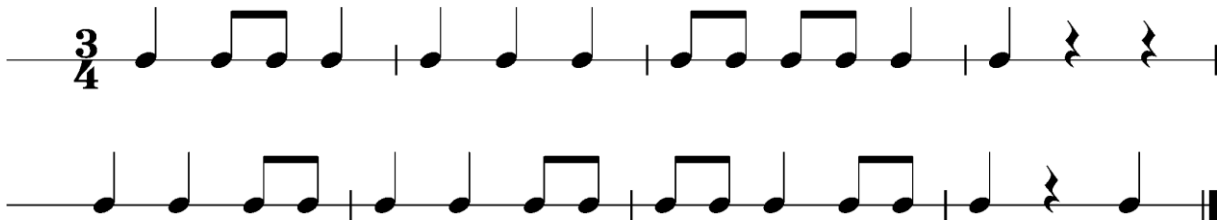
The image shows two staves of musical notation in 4/4 time, illustrating a dynamic check exercise. The first staff contains four measures: the first measure has a half note with dynamic *p*; the second measure has two quarter notes with dynamic *f* and a wedge-shaped decrescendo symbol; the third measure has four eighth notes with dynamic *pp*; the fourth measure has a half note with dynamic *mf*. The second staff contains four measures: the first measure has a half note with dynamic *p*; the second measure has a half note with dynamic *f*; the third measure has four eighth notes with dynamic *mp*; the fourth measure has a half note with dynamic *ff* and a wedge-shaped crescendo symbol. Both staves end with a double bar line.

Dies sind zwei Beispiele eines Rhythmuschecks. Am Vorspieltag erhältst du einen ähnlichen Check (spielen, klatschen oder sprechen).

Beispiel 1



Beispiel 2



Die Tonleitertrainings 1 bis 3 kannst du üben, da du diese am Vorspieltag vorspielen musst.

Tonleitertraining 1

Musical notation for Tonleitertraining 1, consisting of four staves of a C major scale in 4/4 time. The first staff shows the scale from C4 to C5. The second staff shows the scale from C5 to C4. The third staff shows the scale from C4 to C5. The fourth staff shows the scale from C5 to C4, ending with a double bar line.

Das Tonleitertraining 2

Musical notation for Das Tonleitertraining 2, consisting of four staves of a D major scale in 4/4 time. The first staff shows the scale from D4 to D5. The second staff shows the scale from D5 to D4. The third staff shows the scale from D4 to D5. The fourth staff shows the scale from D5 to D4, ending with a double bar line.

Das Tonleitertraining 3

The musical score for 'Das Tonleitertraining 3' is written for flute in G major (one sharp) and 4/4 time. It consists of four staves of music. The first staff begins with a treble clef, a key signature of one sharp (F#), and a 4/4 time signature. The melody is composed of eighth notes in the first two measures, followed by quarter notes in the third measure, and a half note in the fourth measure. The second staff continues the pattern with eighth notes, quarter notes, and a half note. The third staff continues with eighth notes, quarter notes, and a half note. The fourth staff continues with eighth notes, quarter notes, and a half note, ending with a double bar line.