

Anforderungen:

- 3 – 4 Vortragsstücke in möglichst verschiedenen Stilen und 1 Stück aus der Literaturliste in Absprache mit der Lehrperson, Total ca. 10 Minuten
- Chromatische Tonleiter, auswendig
- 7 Tonleitertrainings ab Vorlage
- 3 Molltonleitern, je äolisch/harmonisch/melodisch ab Vorlage
- Bluestonleitern, ab Vorlage
- Dynamikspiel
- Rhythmusspiel
- Ab Blattspiel mit \circ ♩ ♪ ♫ ♬ oder Improvisation mit Bluestonleiter

Dauer des gesamten Vorspiels ca. 20 – 25 Minuten

Nimm dieses Blatt zum Diplomvorspiel mit!


Chromatische Tonleiter (auswendig)



Bluestonleiter 1



Tonleitertraining 1



a-Molltonleiter



Tonleitertraining 2

3

5

7

e-Molltonleiter

1




2

3

Tonleitertraining 3



h-Molltonleiter



Tonleitertraining 4

Musical notation for Tonleitertraining 4 in G major (one sharp), 4/4 time. The exercise consists of four staves. The first staff shows the ascending scale: G4, A4, B4, C5, D5, E5, F#5, G5. The second staff shows the descending scale: G5, F#5, E5, D5, C5, B4, A4, G4. The third and fourth staves show the ascending and descending scales respectively, but with a triplet of eighth notes (G, A, B) in the first measure of each line. The exercise concludes with a final G4 note and a fermata.

Tonleitertraining 5

Musical notation for Tonleitertraining 5 in F major (one flat), 4/4 time. The exercise consists of four staves. The first staff shows the ascending scale: F4, G4, A4, Bb4, C5, D5, E5, F5. The second staff shows the descending scale: F5, E5, D5, C5, Bb4, A4, G4, F4. The third and fourth staves show the ascending and descending scales respectively, but with a triplet of eighth notes (F, G, A) in the first measure of each line. The exercise concludes with a final F4 note and a fermata.

Tonleitertraining 6

3

5

7

Tonleitertraining 7

3

5

7