




## Anforderungen:

- 2 selbstgewählte Spielstücke: 1 schnelles, 1 langsames Spielstück solistisch oder im Ensemble mit anderen Prüflingen / KollegInnen und 1 Stück aus der Literaturliste in Absprache mit der Lehrperson (max. 12Pkt)
- 3 Tonleitertrainings ab Vorlage (max. 6Pkt)
- Rhythmus klatschen mit  inkl. Pausen (max. 2Pkt)
- 1 Lied ab Blatt spielen mit  (max. 2Pkt)
- Dynamikspiel *ff f mf mp p pp cresc. decresc.* (max. 2Pkt)

Dauer des gesamten Vorspiels ca. 10 Minuten

**Nimm dieses Blatt zum Diplomvorspiel mit!**


Dies ist ein Beispiel eines Dynamikchecks. Am Vorspieltag erhältst du einen ähnlichen Check (spielen, klatschen oder sprechen).



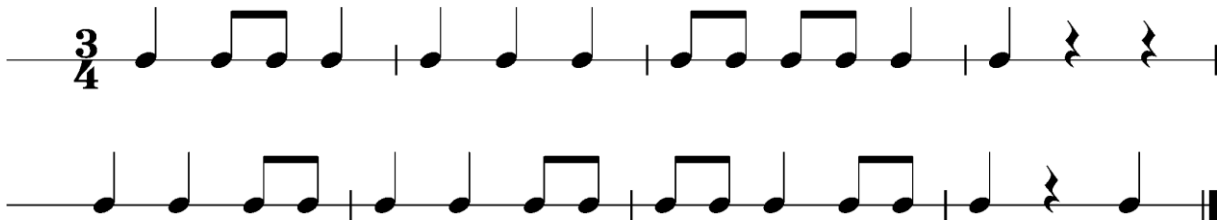
The image shows two staves of musical notation in 4/4 time, illustrating a dynamics check. The first staff contains four measures: the first measure has a half note with dynamic *p*; the second measure has two quarter notes with dynamic *f* and a wedge-shaped decrescendo hairpin; the third measure has four eighth notes with dynamic *pp*; the fourth measure has a half note with dynamic *mf*. The second staff contains four measures: the first measure has a half note with dynamic *p*; the second measure has a half note with dynamic *f*; the third measure has four eighth notes with dynamic *mp*; the fourth measure has a half note with dynamic *ff* and a wedge-shaped crescendo hairpin. Both staves end with a double bar line.

Dies sind zwei Beispiele eines Rhythmuschecks. Am Vorspieltag erhältst du einen ähnlichen Check (spielen, klatschen oder sprechen).

## Beispiel 1



## Beispiel 2



Die Tonleitertrainings 1 bis 3 kannst du üben, da du diese am Vorspieltag vorspielen musst.

## Tonleitertraining 1

Musical notation for Tonleitertraining 1, consisting of four staves of a C major scale in 4/4 time. The first staff shows the scale from C4 to C5. The second staff shows the scale from C4 to C5 with a different fingering. The third staff shows the scale from C4 to C5 with a different fingering. The fourth staff shows the scale from C4 to C5 with a different fingering.

## Das Tonleitertraining 2

Musical notation for Das Tonleitertraining 2, consisting of four staves of a D major scale in 4/4 time. The first staff shows the scale from D4 to D5. The second staff shows the scale from D4 to D5 with a different fingering. The third staff shows the scale from D4 to D5 with a different fingering. The fourth staff shows the scale from D4 to D5 with a different fingering.

Das Tonleitertraining 3

The image displays a musical score for a scale exercise titled "Das Tonleitertraining 3". The score is written in G major (one sharp) and 4/4 time. It consists of four staves, each containing a single line of music. The first staff shows an ascending eighth-note scale from G4 to G5. The second staff shows a descending eighth-note scale from G5 to G4. The third staff shows an ascending eighth-note scale from G4 to G5. The fourth staff shows a descending eighth-note scale from G5 to G4, ending with a double bar line. The notes are: G4, A4, B4, C5, D5, E5, F#5, G5, F#5, E5, D5, C5, B4, A4, G4.