



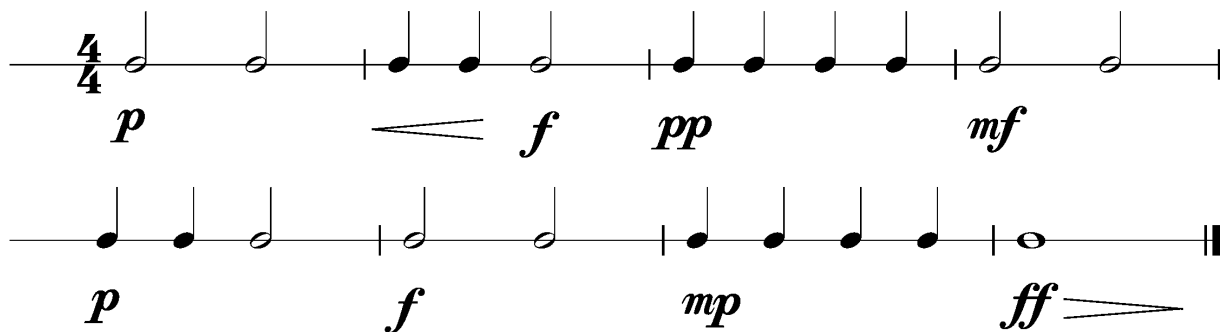
Anforderungen:

- 2 selbstgewählte Spielstücke: 1 schnelles, 1 langsames Spielstück solistisch oder im Ensemble mit anderen Prüflingen / KollegInnen und 1 Stück aus der Literaturliste in Absprache mit der Lehrperson (max. 12Pkt)
- 3 Tonleitertrainings ab Vorlage (max. 6Pkt)
- Rhythmus klatschen mit  inkl. Pausen (max. 2Pkt)
- 1 Lied ab Blatt spielen mit  (max. 2Pkt)
- Dynamikspiel *ff f mf mp p pp cresc. decresc.* (max. 2Pkt)

Dauer des gesamten Vorspiels ca. 10 Minuten

Nimm dieses Blatt zum Diplomvorspiel mit!


Dies ist ein Beispiel eines Dynamikchecks. Am Vorspieltag erhältst du einen ähnlichen Check (spielen, klatschen oder sprechen).



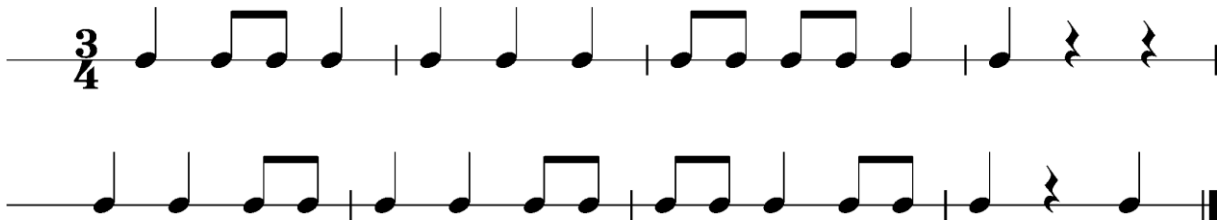
The image shows two staves of musical notation in 4/4 time, illustrating a dynamic check exercise. The first staff contains four measures: the first measure has a half note with dynamic *p*; the second measure has two quarter notes with dynamic *f* and a wedge-shaped decrescendo hairpin; the third measure has four eighth notes with dynamic *pp*; the fourth measure has a half note with dynamic *mf*. The second staff contains four measures: the first measure has a half note with dynamic *p*; the second measure has a half note with dynamic *f*; the third measure has four eighth notes with dynamic *mp*; the fourth measure has a half note with dynamic *ff* and a wedge-shaped crescendo hairpin.

Dies sind zwei Beispiele eines Rhythmuschecks. Am Vorspieltag erhaltst du einen ahnlichen Check (spielen, klatschen oder sprechen).

Beispiel 1



Beispiel 2



Die Tonleitertrainings 1 bis 3 kannst du üben, da du diese am Vorspieltag vorspielen musst.

Tonleitertraining 1

The image shows four staves of musical notation for a C major scale in 4/4 time. Each staff contains two measures of music. The first measure of each staff is an ascending eighth-note scale from C4 to G4. The second measure is a descending eighth-note scale from G4 to C4, ending with a whole note C4. The four staves represent the first four octaves of the scale.

Das Tonleitertraining 2

The image shows four staves of musical notation for a D major scale in 4/4 time. Each staff contains two measures of music. The first measure of each staff is an ascending eighth-note scale from D4 to A4. The second measure is a descending eighth-note scale from A4 to D4, ending with a whole note D4. The four staves represent the first four octaves of the scale.

Das Tonleitertraining 3

The image shows a musical score for guitar, titled "Das Tonleitertraining 3". It consists of four staves of music, all in G major (one sharp) and 4/4 time. Each staff contains a sequence of eighth notes: an ascending line, a descending line, and a final quarter note. The first three staves end with a fermata over the final quarter note, while the fourth staff ends with a double bar line.