



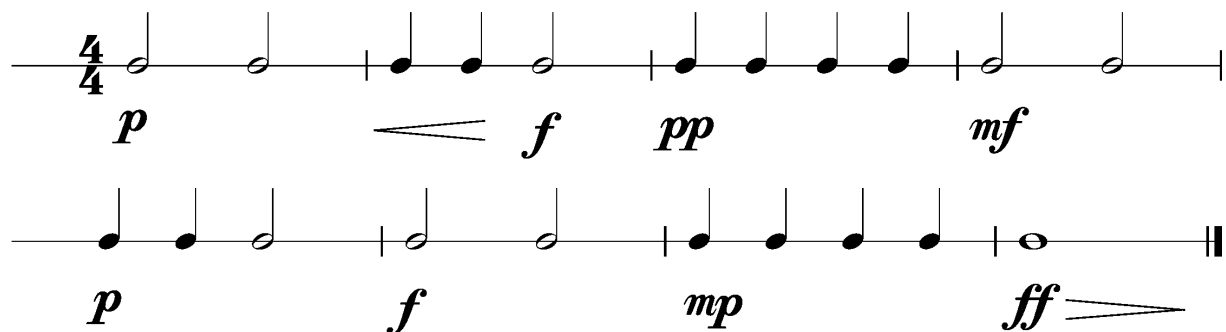
Anforderungen:

- 2 selbstgewählte Spielstücke: 1 schnelles, 1 langsames Spielstück solistisch oder im Ensemble mit anderen Prüflingen / KollegInnen und 1 Stück aus der Literaturliste in Absprache mit der Lehrperson (max. 12Pkt)
- 3 Tonleitertrainings ab Vorlage (max. 6Pkt)
- Rhythmus klatschen mit  inkl. Pausen (max. 2Pkt)
- 1 Lied ab Blatt spielen mit  (max. 2Pkt)
- Dynamikspiel *ff f mf mp p pp cresc. decresc.* (max. 2Pkt)

Dauer des gesamten Vorspiels ca. 10 Minuten

Nimm dieses Blatt zum Diplomvorspiel mit!


Dies ist ein Beispiel eines Dynamikchecks. Am Vorspieltag erhältst du einen ähnlichen Check (spielen, klatschen oder sprechen).



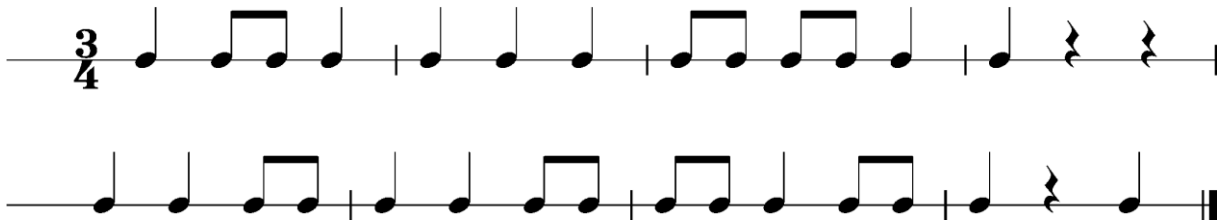
The image shows two staves of musical notation in 4/4 time, illustrating a dynamic check exercise. The first staff contains four measures: the first measure has a half note with dynamic *p*; the second measure has two quarter notes with dynamic *f* and a wedge-shaped hairpin indicating a crescendo; the third measure has four eighth notes with dynamic *pp*; the fourth measure has a half note with dynamic *mf*. The second staff contains four measures: the first measure has a half note with dynamic *p*; the second measure has a half note with dynamic *f*; the third measure has four eighth notes with dynamic *mp*; the fourth measure has a half note with dynamic *ff* and a wedge-shaped hairpin indicating a crescendo.

Dies sind zwei Beispiele eines Rhythmuschecks. Am Vorspieltag erhaltst du einen ahnlichen Check (spielen, klatschen oder sprechen).

Beispiel 1



Beispiel 2



Die Tonleitertrainings 1 bis 3 kannst du üben, da du diese am Vorspieltag vorspielen musst.

Tonleitertraining 1

Musical notation for Tonleitertraining 1, consisting of four staves of a C major scale in 4/4 time. The first staff shows the scale from C4 to C5. The second staff shows the scale from C4 to C5 with a different fingering. The third staff shows the scale from C4 to C5 with a different fingering. The fourth staff shows the scale from C4 to C5 with a different fingering.

Das Tonleitertraining 2

Musical notation for Das Tonleitertraining 2, consisting of four staves of a C major scale in 4/4 time. The first staff shows the scale from C4 to C5. The second staff shows the scale from C4 to C5 with a different fingering. The third staff shows the scale from C4 to C5 with a different fingering. The fourth staff shows the scale from C4 to C5 with a different fingering.

