

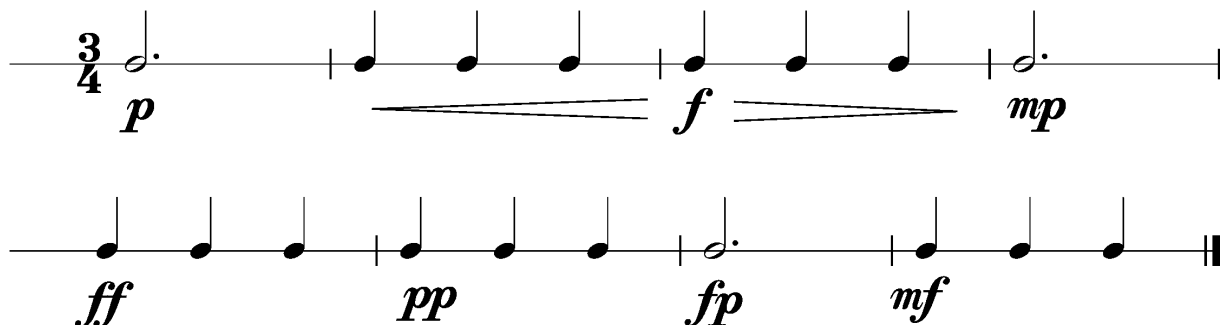
Anforderungen:

- 3 selbstgewählte Spielstücke: 1 schnelles, 1 langsames, 1 auswendiges (ca. 1 Min) oder zu 2./3. im Ensemble (max. 12Pkt)
- 5 Tonleitertrainings ab Vorlage (max. 10Pkt)
- 2 Lieder/Stücke ab Blatt spielen im $4/4$ $3/4$ $2/4$ und mit \circ $\dot{\circ}$ $\dot{\circ}$ $\dot{\circ}$ $\dot{\circ}$ $\dot{\circ}$ (max. 2Pkt)
- Rhythmus klatschen mit \circ $\dot{\circ}$ $\dot{\circ}$ $\dot{\circ}$ $\dot{\circ}$ $\dot{\circ}$ (max. 2Pkt)
- Dynamikspiel *ff f mf mp p pp sfz fp cresc. decresc.* (max. 2Pkt)

Dauer des gesamten Vorspiels ca. 15 Minuten

Nimm dieses Blatt zum Diplomvorspiel mit!

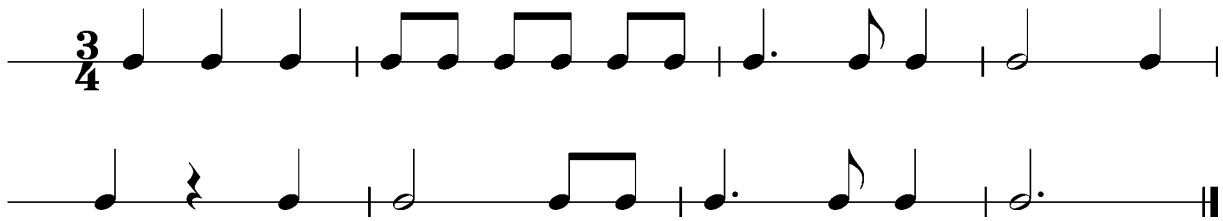
Dies ist ein Beispiel eines Dynamikchecks. Am Vorspieltag erhältst du einen ähnlichen (diesen kannst du spielen, klatschen oder sprechen).




The image shows two staves of musical notation in 3/4 time. The first staff starts with a half note on G4 (p), followed by quarter notes on A4, B4, and C5 (f), and ends with a half note on B4 (mp). The second staff starts with quarter notes on G4, A4, and B4 (ff), followed by quarter notes on A4, G4, and F4 (pp), then a half note on G4 (fp), and ends with quarter notes on A4, B4, and C5 (mf).

Dies sind zwei Beispiele eines Rhythmuschecks. Am Vorspieltag erhältst du einen ähnlichen Check (spielen, klatschen oder sprechen).

Beispiel 1



Beispiel 2



Das Tonleitertraining 1 bis 3 kannst du üben, da du diese am praktischen Vorspieltag vorspielen musst.

Tonleitertraining 1

3/4
5 5 5 | 5 5 5 | 4 4 4 | 4 4 4

4 4 4 | 4 4 4 | 5 5 5 | 5 5 5

5 5 5 | 5 5 5 | 4 4 4 | 4 4 4

4 4 4 | 4 4 4 | 5 5 5 | 5 5 5

Tonleitertraining 2

3/4
5 5 5 | 5 5 5 | 4 4 4 | 4 4 4

4 4 4 | 4 4 4 | 5 5 5 | 5 5 5

5 5 5 | 5 5 5 | 4 4 4 | 4 4 4

4 4 4 | 4 4 4 | 5 5 5 | 5 5

Tonleitertraining 3

The first system of musical notation is in 3/4 time. It features a treble clef and a key signature of one flat (B-flat). The melody consists of a sequence of chords: a triad of G2, Bb2, and D3 in the first measure; a dyad of G2 and Bb2 in the second; a triad of G2, Bb2, and D3 in the third; a dyad of G2 and Bb2 in the fourth; a triad of G2, Bb2, and D3 in the fifth; a dyad of G2 and Bb2 in the sixth; a triad of G2, Bb2, and D3 in the seventh; and a final triad of G2, Bb2, and D3 in the eighth. A repeat sign is at the end. Below the staff, a 3/4 time signature is shown, followed by a bar line with six '4' fingerings: 4, 4, 4, 4, 4, 4.

The second system of musical notation is in 3/4 time. It features a treble clef and a key signature of one flat (B-flat). The melody consists of a sequence of eighth notes: G2, Bb2, D3, G2, Bb2, D3, G2, Bb2, D3, G2, Bb2, D3, G2, Bb2, D3, G2, Bb2, D3. A repeat sign is at the end. Below the staff, a 3/4 time signature is shown, followed by a bar line with six '4' fingerings: 4, 4, 4, 4, 4, 4.

The third system of musical notation is in 3/4 time. It features a treble clef and a key signature of one flat (B-flat). The melody consists of a sequence of eighth notes: G2, Bb2, D3, G2, Bb2, D3, G2, Bb2, D3, G2, Bb2, D3, G2, Bb2, D3, G2, Bb2, D3. A repeat sign is at the end. Below the staff, a 3/4 time signature is shown, followed by a bar line with six '4' fingerings: 4, 4, 4, 4, 4, 4.

The fourth system of musical notation is in 3/4 time. It features a treble clef and a key signature of one flat (B-flat). The melody consists of a sequence of eighth notes: G2, Bb2, D3, G2, Bb2, D3, G2, Bb2, D3, G2, Bb2, D3, G2, Bb2, D3, G2, Bb2, D3. A repeat sign is at the end. Below the staff, a 3/4 time signature is shown, followed by a bar line with six '4' fingerings: 4, 4, 4, 4, 4, 4.