




Anforderungen:

- 3 selbstgewählte Spielstücke: 1 schnelles, 1 langsames, 1 selbstgewähltes oder eines im Ensemble mit anderen Prüflingen/KollegenInnen (max. 12Pkt)
- 3 Tonleitertrainings ab Vorlage (max. 6Pkt)
- Rhythmus klatschen mit  inkl. Pausen (max. 2Pkt)
- 1 Lied ab Blatt spielen mit  (max. 2Pkt)
- Dynamikspiel *ff f mf mp p pp cresc. decresc.* (max. 2Pkt)

Dauer des gesamten Vorspiels ca. 10 Minuten

Nimm dieses Blatt zum Diplomvorspiel mit!

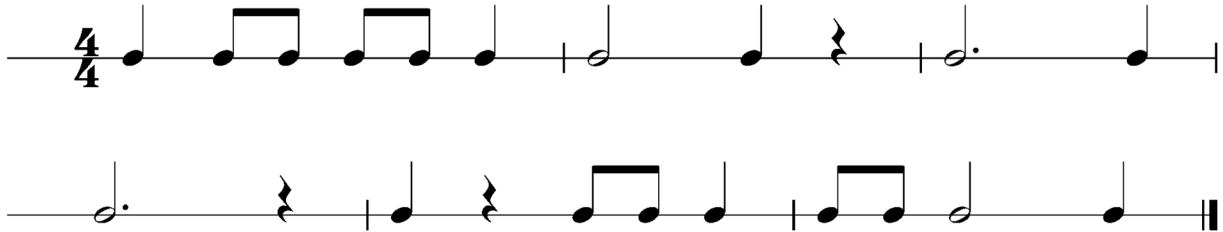
Dies ist ein Beispiel eines Dynamikchecks. Am Vorspieltag erhältst du einen ähnlichen Check (spielen, klatschen oder sprechen).



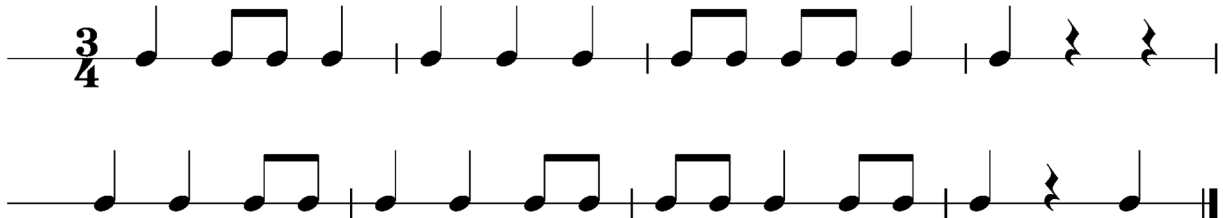
The image shows two staves of musical notation in 4/4 time, illustrating a dynamics check exercise. The first staff contains four measures: the first measure has a half note with dynamic *p*; the second measure has two quarter notes with dynamic *f* and a wedge-shaped decrescendo hairpin; the third measure has four eighth notes with dynamic *pp*; the fourth measure has a half note with dynamic *mf*. The second staff contains four measures: the first measure has a half note with dynamic *p*; the second measure has two quarter notes with dynamic *f*; the third measure has four eighth notes with dynamic *mp*; the fourth measure has a half note with dynamic *ff* and a wedge-shaped crescendo hairpin.

Dies sind zwei Beispiele eines Rhythmuschecks. Am Vorspieltag erhältst du einen ähnlichen Check (spielen, klatschen oder sprechen).

Beispiel 1



Beispiel 2



Die Tonleitertrainings 1 bis 3 kannst du üben, da du diese am Vorspieltag vorspielen musst.

Tonleitertraining 1

Musical notation for Tonleitertraining 1, consisting of four staves of a C major scale in 4/4 time. The first staff shows the scale from C4 to C5. The second staff shows the scale from C4 to G4. The third staff shows the scale from C4 to E4. The fourth staff shows the scale from C4 to C5, ending with a double bar line.

Das Tonleitertraining 2

Musical notation for Das Tonleitertraining 2, consisting of four staves of a D major scale in 4/4 time. The first staff shows the scale from D4 to D5. The second staff shows the scale from D4 to A4. The third staff shows the scale from D4 to F#4. The fourth staff shows the scale from D4 to D5, ending with a double bar line.

Das Tonleitertraining 3

The musical score is written for violin in G major (one sharp) and 4/4 time. It consists of four staves of music. The first staff begins with a treble clef, a key signature of one sharp (F#), and a 4/4 time signature. The melody is composed of quarter notes: G4, A4, B4, C5, B4, A4, G4. The second staff continues with quarter notes: F#4, E4, D4, C4, B3, A3, G3. The third staff continues with quarter notes: F#3, E3, D3, C3, B2, A2, G2. The fourth staff concludes with quarter notes: F#2, E2, D2, C2, B1, A1, G1, followed by a double bar line.