




Anforderungen:

- 3 – 6 Vortragsstücke in möglichst verschiedenen Stilen, Total ca. 10 Minuten
- Chromatische Tonleiter
- 7 Tonleitertrainings ab Vorlage
- 3 Molltonleitern, je äolisch/harmonisch/melodisch ab Vorlage
- Bluestonleiter, ab Vorlage
- Dynamikspiel
- Rhythmusspiel
- Ab Blattspiel mit  oder Improvisation mit Bluestonleiter


Dauer des gesamten Vorspiels ca. 20 – 25 Minuten

Nimm dieses Blatt zum Diplomvorspiel mit!

Chromatische Tonleiter (auswendig)



Bluestonleiter





Tonleitertraining 1



Molltonleitern 1 – rein, harmonisch und melodisch





Tonleitertraining 2



Four staves of musical notation for a scale exercise in bass clef, 4/4 time, and B-flat major. The exercise consists of four lines of music, each starting with a measure number (1, 3, 5, 7). The notation shows a sequence of eighth notes and quarter notes, with some measures containing beamed eighth notes. The key signature has one flat (B-flat), and the time signature is 4/4.

Molltonleiter 2 – rein, harmonisch und melodisch

Three staves of musical notation for a minor scale exercise in bass clef, 4/4 time, and B-flat major. The exercise consists of three lines of music, each starting with a measure number (1, 3, 5). The notation shows a sequence of quarter notes, with some measures containing accidentals (sharps and naturals) to indicate the minor scale. The key signature has one flat (B-flat), and the time signature is 4/4.



Tonleitertraining 3



h-Molltonleiter 3 – rein, harmonisch und melodisch







Tonleitertraining 4



Tonleitertraining 5





Tonleitertraining 6



Tonleitertraining 7

