




Juniordiplom 2 – Praxis für Trompete/Eufonium/Tenorhorn

Anforderungen:

- Drei selbstgewählte Spielstücke: ein schnelles, ein langsames, ein frei wählbares
- Ein Lied unvorbereitet ab Blatt spielen mit folgenden Notenwerten:

- Dynamikcheck ab Blatt mit:
ff, f, mf, mp, p, pp, cresc., decresc.
- Rhythmustest ab Blatt mit:

- Tonleitertraining spielen. Nimm dieses Blatt zum Vorspieltag am 13. Mai 2017 mit!

Dauer des gesamten Checks ca. 10 Minuten

Dies ist ein Beispiel eines Dynamikchecks. Am Vorspieltag erhältst du einen ähnlichen Check (spielen, klatschen oder sprechen).



The image shows two staves of musical notation in 4/4 time, illustrating a dynamic check exercise. The first staff contains four measures: the first measure has a whole note with dynamic *p*; the second measure has two quarter notes with dynamic *f* and a wedge-shaped decrescendo hairpin; the third measure has four quarter notes with dynamic *pp*; the fourth measure has a whole note with dynamic *mf*. The second staff contains four measures: the first measure has two quarter notes with dynamic *p*; the second measure has two quarter notes with dynamic *f*; the third measure has four quarter notes with dynamic *mp*; the fourth measure has a whole note with dynamic *ff* and a wedge-shaped crescendo hairpin.

Dies sind zwei Beispiele eines Rhythmuschecks. Am Vorspieltag erhältst du einen ähnlichen Check (spielen, klatschen oder sprechen).



The image shows two rhythmic exercise patterns. The first pattern is in 4/4 time and consists of two staves. The second pattern is in 3/4 time and also consists of two staves. Both patterns use quarter notes, eighth notes, and rests to create a rhythmic sequence.

Die Tonleitertrainings 1 bis 3 kannst du üben, da du diese am Vorspieltag vorspielen musst.

Tonleitertraining 1



The image shows four staves of a scale exercise in 4/4 time. Each staff contains a sequence of eighth notes, starting with a treble clef and a 4/4 time signature. The notes are arranged in a pattern that suggests a scale exercise, with some staves showing a descending sequence.

Das Tonleitertraining 2

Four staves of musical notation for 'Das Tonleitertraining 2'. The music is written in treble clef, 4/4 time, and B-flat major. Each staff contains a two-measure phrase of a scale: the first measure is an ascending eighth-note scale, and the second measure is a descending eighth-note scale. The notes are: C4, D4, E4, F4, G4, A4, Bb4, C5 (ascending); Bb4, A4, G4, F4, E4, D4, C4 (descending). The first three staves end with a fermata over the final note, while the fourth staff ends with a double bar line.

Das Tonleitertraining 3

Four staves of musical notation for 'Das Tonleitertraining 3'. The music is written in treble clef, 4/4 time, and D major. Each staff contains a two-measure phrase of a scale: the first measure is an ascending eighth-note scale, and the second measure is a descending eighth-note scale. The notes are: D4, E4, F#4, G4, A4, B4, C5 (ascending); B4, A4, G4, F#4, E4, D4 (descending). The first three staves end with a fermata over the final note, while the fourth staff ends with a double bar line.