



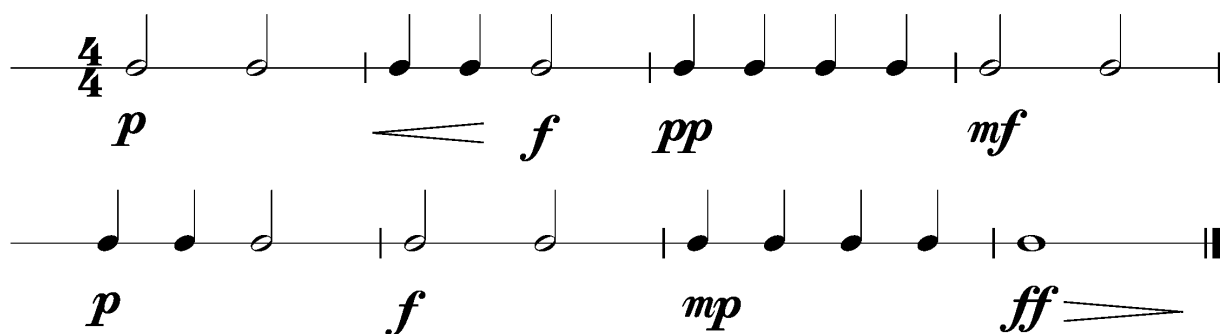
Juniordiplom 2 – Praxis für Posaune

Anforderungen:

- Drei selbstgewählte Spielstücke: ein schnelles, ein langsames, ein frei wählbares
- Ein Lied unvorbereitet ab Blatt spielen mit folgenden Notenwerten:

- Dynamikcheck ab Blatt mit:
ff, f, mf, mp, p, pp, cresc., decresc.
- Rhythmustest ab Blatt mit:

- Tonleitertraining spielen. Nimm dieses Blatt zum Vorspieltag am 13. Mai 2017 mit!

Dauer des gesamten Checks ca. 10 Minuten

Dies ist ein Beispiel eines Dynamikchecks. Am Vorspieltag erhältst du einen ähnlichen Check (spielen, klatschen oder sprechen).



The image shows two staves of musical notation in 4/4 time, illustrating a dynamic check exercise. The first staff contains four measures: the first measure has a half note with dynamic *p*; the second measure has two quarter notes with a crescendo hairpin and dynamic *f*; the third measure has four eighth notes with dynamic *pp*; and the fourth measure has a half note with dynamic *mf*. The second staff contains four measures: the first measure has a half note with dynamic *p*; the second measure has two quarter notes with dynamic *f*; the third measure has four eighth notes with dynamic *mp*; and the fourth measure has a half note with dynamic *ff* and a decrescendo hairpin.

Das Tonleitertraining 2

Four staves of musical notation in bass clef, 4/4 time, and B-flat major. The first staff begins with a treble clef and a 4/4 time signature. The notation consists of eighth and quarter notes forming a scale-like pattern across four measures.

Das Tonleitertraining 3

Four staves of musical notation in bass clef, 4/4 time, and B-flat major. The first staff begins with a treble clef and a 4/4 time signature. The notation consists of eighth and quarter notes forming a scale-like pattern across four measures.