



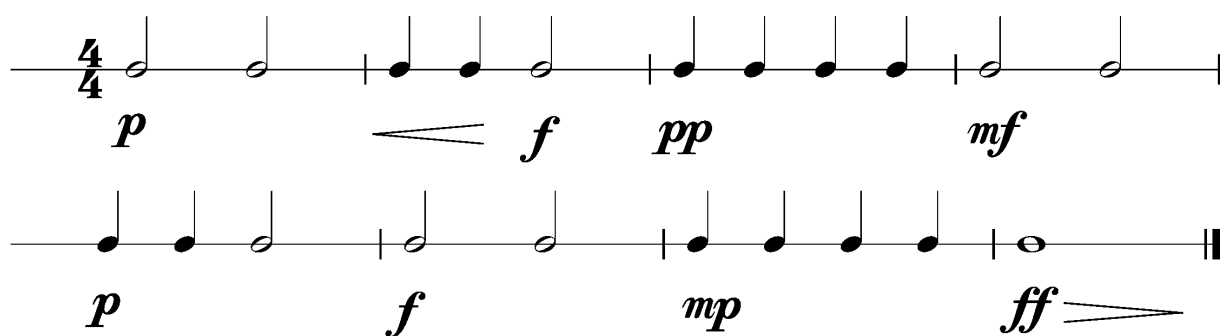
Juniordiplom 2 – Praxis für Gitarre n. A. Schwarz

Anforderungen:

- Drei selbstgewählte Spielstücke: ein schnelles, ein langsames, ein frei wählbares
- Ein Lied unvorbereitet ab Blatt spielen mit folgenden Notenwerten:

- Dynamikcheck ab Blatt mit:
ff, f, mf, mp, p, pp, cresc., decresc.
- Rhythmustest ab Blatt mit:

- Tonleitertraining spielen. Nimm dieses Blatt zum Vorspieltag am 13. Mai 2017 mit!

Dauer des gesamten Checks ca. 10 Minuten

Dies ist ein Beispiel eines Dynamikchecks. Am Vorspieltag erhältst du einen ähnlichen Check (spielen, klatschen oder sprechen).



The image shows two staves of musical notation in 4/4 time, illustrating a dynamic check exercise. The first staff contains four measures: the first measure has a whole note with dynamic *p*; the second measure has two quarter notes with dynamic *f* and a wedge-shaped decrescendo hairpin; the third measure has four eighth notes with dynamic *pp*; the fourth measure has a whole note with dynamic *mf*. The second staff contains four measures: the first measure has a whole note with dynamic *p*; the second measure has two quarter notes with dynamic *f*; the third measure has four eighth notes with dynamic *mp*; the fourth measure has a whole note with dynamic *ff* and a wedge-shaped crescendo hairpin.

Dies sind zwei Beispiele eines Rhythmuschecks. Am Vorspieltag erhältst du einen ähnlichen Check (spielen, klatschen oder sprechen).


The image shows two rhythmic exercises. The first exercise is in 4/4 time and consists of two staves. The first staff contains a sequence of notes: a quarter note, a pair of eighth notes, another pair of eighth notes, a quarter note, a half note, a quarter note, a quarter rest, and a half note. The second staff continues with a half note, a quarter rest, a quarter note, a quarter rest, a pair of eighth notes, another pair of eighth notes, a pair of eighth notes, a quarter note, and a half note. The second exercise is in 3/4 time and also consists of two staves. The first staff contains: a quarter note, a pair of eighth notes, a quarter note, a quarter note, a quarter note, a pair of eighth notes, a pair of eighth notes, a quarter note, a quarter rest, and a quarter rest. The second staff continues with: a quarter note, a pair of eighth notes, a quarter note, a quarter note, a pair of eighth notes, a pair of eighth notes, a pair of eighth notes, a quarter note, a quarter rest, and a half note.

Die Tonleitertrainings 1 bis 3 kannst du üben, da du diese am Vorspieltag vorspielen musst.



Tonleitertraining 1

The image shows four staves of scale exercises in treble clef. The first staff is in 4/4 time and contains two measures of eighth notes with fingering numbers 3, 0, 2, 3, 0, 2, 0, 3, 2, 0, 3, 2, 3. A circled 5 is written below the first measure. The second staff is labeled 'I. Lage' and contains two measures of eighth notes with fingering numbers 0, 2, 3, 0, 2, 0, 2, 0, 3, 2, 0, 3, 0. The third staff contains two measures of eighth notes with fingering numbers 2, 3, 0, 2, 0, 1, 0, 2, 0, 3, 2, 0, 2. The fourth staff contains two measures of eighth notes with fingering numbers 3, 0, 2, 0, 1, 0, 2, 0, 3, 2, 0, 2, 3.


Das Tonleitertraining 2



I. Lage



Das Tonleitertraining 3



II. Lage

