



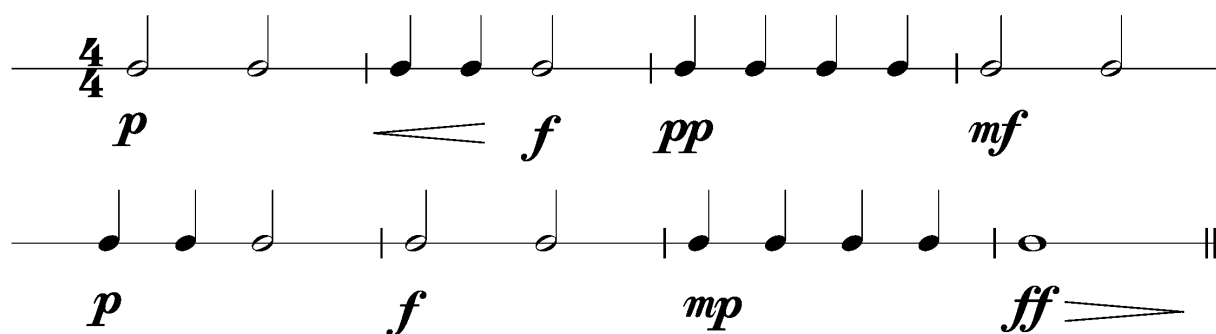
Juniordiplom 2 – Praxis für Gitarre

Anforderungen:

- Drei selbstgewählte Spielstücke: ein schnelles, ein langsames, ein frei wählbares
- Ein Lied unvorbereitet ab Blatt spielen mit folgenden Notenwerten:

- Dynamikcheck ab Blatt mit:
ff, f, mf, mp, p, pp, cresc., decresc.
- Rhythmustest ab Blatt mit:

- Tonleitertraining spielen. Nimm dieses Blatt zum Vorspieltag am 13. Mai 2017 mit!

Dauer des gesamten Checks ca. 10 Minuten

Dies ist ein Beispiel eines Dynamikchecks. Am Vorspieltag erhältst du einen ähnlichen Check (spielen, klatschen oder sprechen).



The image shows two staves of musical notation in 4/4 time, illustrating a dynamic check exercise. The first staff contains four measures: the first measure has a whole note with dynamic *p*; the second measure has two quarter notes with a crescendo hairpin and dynamic *f*; the third measure has four quarter notes with dynamic *pp*; the fourth measure has a whole note with dynamic *mf*. The second staff contains four measures: the first measure has two quarter notes with dynamic *p*; the second measure has two quarter notes with dynamic *f*; the third measure has four quarter notes with dynamic *mp*; the fourth measure has a whole note with dynamic *ff* and a decrescendo hairpin. Both staves end with a double bar line.

Dies sind zwei Beispiele eines Rhythmuschecks. Am Vorspieltag erhältst du einen ähnlichen Check (spielen, klatschen oder sprechen).

The first exercise is in 4/4 time and consists of two lines of music. The first line contains: a quarter note, a pair of beamed eighth notes, another pair of beamed eighth notes, a quarter note, a half note, a quarter note with a fermata, a quarter note with a fermata, and a half note. The second line contains: a half note, a quarter note with a fermata, a quarter note with a fermata, a pair of beamed eighth notes, another pair of beamed eighth notes, a pair of beamed eighth notes, a quarter note, and a half note.

The second exercise is in 3/4 time and also consists of two lines of music. The first line contains: a quarter note, a pair of beamed eighth notes, a quarter note, a quarter note, a pair of beamed eighth notes, another pair of beamed eighth notes, a quarter note, a quarter note with a fermata, and a quarter note with a fermata. The second line contains: a quarter note, a pair of beamed eighth notes, a quarter note, a quarter note, a pair of beamed eighth notes, another pair of beamed eighth notes, a pair of beamed eighth notes, a quarter note, a quarter note with a fermata, and a half note.

Die Tonleitertrainings 1 bis 3 kannst du üben, da du diese am Vorspieltag vorspielen musst.

Tonleitertraining 1

The exercise is in 4/4 time and consists of four lines of music. Each line shows a scale starting on a middle C (C4) and moving up and then down. The first line covers the range from C4 to G4. The second line covers C4 to A4. The third line covers C4 to B4. The fourth line covers C4 to C5. Each line contains 16 notes (8 ascending and 8 descending) in a sequence of quarter notes.

Das Tonleitertraining 2

Four staves of musical notation for 'Das Tonleitertraining 2'. The first staff is in 4/4 time with a key signature of one sharp (F#). The second and third staves are in 2/4 time with a key signature of one sharp (F#). The fourth staff is in 2/4 time with a key signature of one sharp (F#). Each staff contains a sequence of eighth and quarter notes forming a scale.

Das Tonleitertraining 3

Four staves of musical notation for 'Das Tonleitertraining 3'. The first staff is in 4/4 time with a key signature of two sharps (F# and C#). The second, third, and fourth staves are in 2/4 time with a key signature of two sharps (F# and C#). Each staff contains a sequence of eighth and quarter notes forming a scale.