



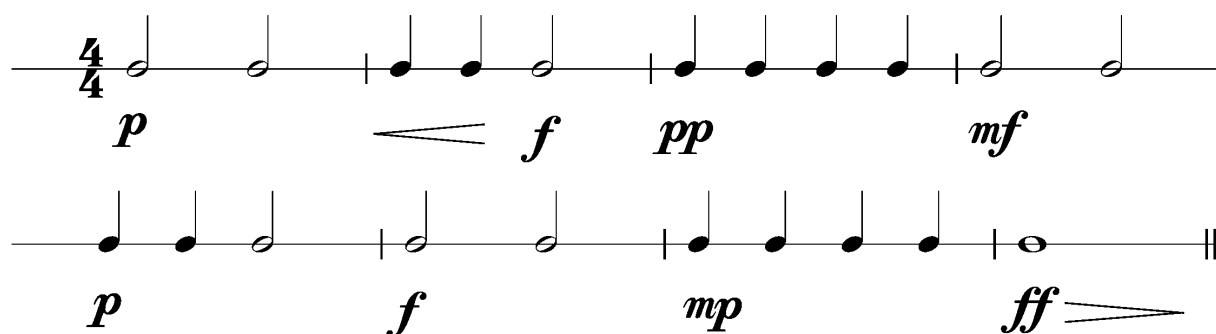
Juniordiplom 2 – Praxis für Blockflöten

Anforderungen:

- Drei selbstgewählte Spielstücke: ein schnelles, ein langsames, ein frei wählbares
- Ein Lied unvorbereitet ab Blatt spielen mit folgenden Notenwerten:

- Dynamikcheck ab Blatt mit:
ff, f, mf, mp, p, pp, cresc., decresc.
- Rhythmustest ab Blatt mit:

- Tonleitertraining spielen. Nimm dieses Blatt zum Vorspieltag am 13. Mai 2017 mit!

Dauer des gesamten Checks ca. 10 Minuten

Dies ist ein Beispiel eines Dynamikchecks. Am Vorspieltag erhältst du einen ähnlichen Check (spielen, klatschen oder sprechen).



The image shows two staves of musical notation in 4/4 time, illustrating a dynamic check exercise. The first staff starts with a 4/4 time signature and contains four measures of music. The notes and their dynamics are: a quarter note (p), a quarter note (f), a quarter note (pp), and a quarter note (mf). The second staff contains four measures of music: a quarter note (p), a quarter note (f), a quarter note (mp), and a quarter note (ff). The dynamics are indicated by slanted lines (wedges) pointing towards the notes.

Dies sind zwei Beispiele eines Rhythmuschecks. Am Vorspieltag erhältst du einen ähnlichen Check (spielen, klatschen oder sprechen).

The first exercise is in 4/4 time and consists of two staves. The first staff contains a sequence of notes: a quarter note, a pair of eighth notes, another pair of eighth notes, a quarter note, a half note, a quarter note with a fermata, a quarter note with a fermata, and a half note. The second staff continues with a half note, a quarter note with a fermata, a quarter note with a fermata, a pair of eighth notes, another pair of eighth notes, a pair of eighth notes, a quarter note, a half note, and a quarter note.

The second exercise is in 3/4 time and also consists of two staves. The first staff contains: a quarter note, a pair of eighth notes, a quarter note, a quarter note, a quarter note, a pair of eighth notes, a pair of eighth notes, a quarter note, a quarter note with a fermata, and a quarter note with a fermata. The second staff contains: a quarter note, a quarter note, a pair of eighth notes, a quarter note, a pair of eighth notes, a pair of eighth notes, a pair of eighth notes, a pair of eighth notes, a quarter note with a fermata, and a quarter note.

Die Tonleitertrainings 1 bis 3 kannst du üben, da du diese am Vorspieltag vorspielen musst.

Tonleitertraining 1

The exercise is in 4/4 time and consists of four staves. Each staff shows a scale starting on a middle C (C4) and moving up and then down. The first staff shows the scale from C4 to G4 and back to C4. The second staff shows the scale from C4 to F#4 and back to C4. The third staff shows the scale from C4 to F#4 and back to C4, with a different fingering pattern. The fourth staff shows the scale from C4 to G4 and back to C4, with a different fingering pattern.

Das Tonleitertraining 2

The musical score for 'Das Tonleitertraining 2' is written in G major (one sharp) and 4/4 time. It consists of four staves, each containing a scale exercise. The first staff shows the ascending and descending scales. The second and third staves show the ascending and descending scales with a different fingering pattern. The fourth staff shows the ascending and descending scales with a third fingering pattern. Each staff ends with a double bar line.

Das Tonleitertraining 3

The musical score for 'Das Tonleitertraining 3' is written in F major (one flat) and 4/4 time. It consists of four staves, each containing a scale exercise. The first staff shows the ascending and descending scales. The second and third staves show the ascending and descending scales with a different fingering pattern. The fourth staff shows the ascending and descending scales with a third fingering pattern. Each staff ends with a double bar line.